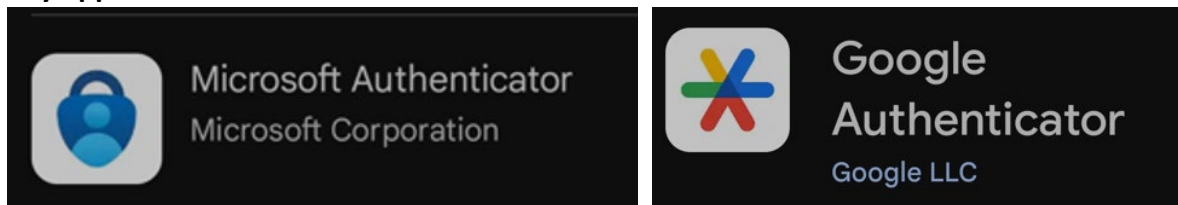


Apps that you can use: Microsoft Authenticator or Google Authenticator. DO NOT download any apps that look similar.

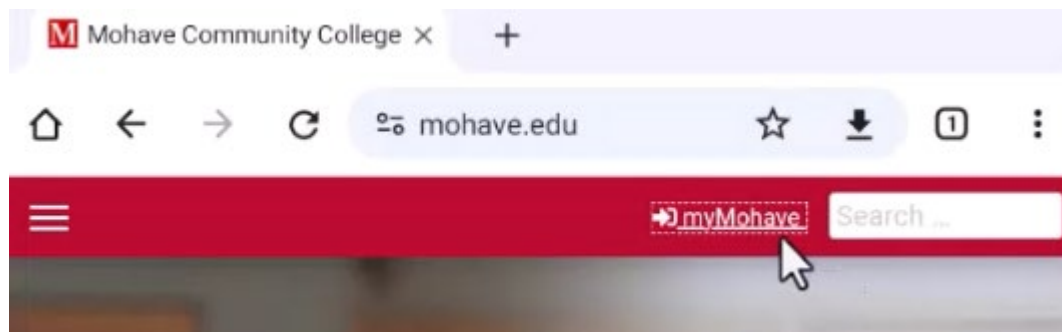



Signing into your MCC account on a mobile device and using Google Authenticator:

Note: If the Microsoft Authenticator app asks for a “screen lock” or “app lock”, that is the method you use to unlock your phone. i.e. pin code, pattern, fingerprint, or face ID.

Note: After setting up the authentication app, DO NOT DELETE THE APP OR YOUR ACCOUNT IN THE APP.

1. On your phone, download the Google Authenticator app from the app store, then open your browser and go to Mohave.edu and select “MyMohave”.



2. After putting in the email and password, you will see the message below, click “Next”.

tzzzyzx6289@students.mohave.edu

More information required

Your organization needs more information to keep your account secure

[Use a different account](#)

[Learn more](#)

[Next](#)



Call us at 866-664-2832 if you need assistance.

3. Select **“I want to use a different authenticator app”, then select “Next”.**



Keep your account secure

Microsoft Authenticator



Start by getting the app

On your phone, install the Microsoft Authenticator app. [Download now](#)

After you install the Microsoft Authenticator app on your device, choose "Next".

[I want to use a different authenticator app](#)

Next

Mohave Community College x My Sign-Ins | Register | Micr x +


signins.microsoft.com

MCC Mohave Community College
IMPROVING SITES. IMPROVING COMMUNITIES.

Keep your account secure

Authenticator app

Set up your account



In your app, add a new account.

Back Next

4. On the next page you will need to copy the codes to the authenticator app. Copy the first code, then open the Google Authenticator app.

Mohave Community College x My Sign-Ins | Register | Micr x +

signins.microsoft.com

MCC Mohave Community College
IMPROVING US, IMPROVING COMMUNITIES

Keep your account secure

Authenticator app

Copy and paste this information into your app

Account name: Mohave Community

College: TZzzyzx6289@students.mohave.edu

Secret key: 6bml5jxpvk7f6fvl

5. When you open the Google Authenticator app, select “Get Started”, then select the + button, then “Enter a setup Key”.



Stronger security with Google Authenticator

Get verification codes for all your accounts using 2-Step
Verification

[Get started](#)

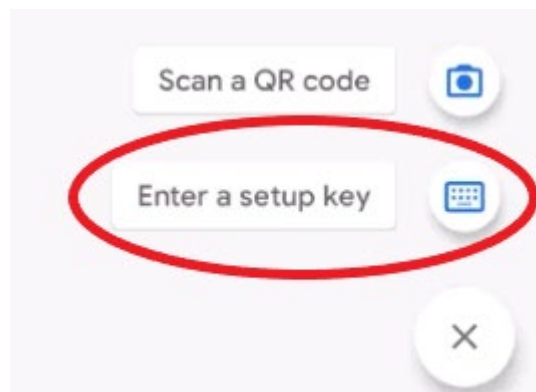




Looks like there aren't any Google Authenticator codes here yet.

Add a code

Sign in



6. Paste the code into the Account Name tile.

← Enter account details

Account name
Mohave Community College:TZzzyzx6289@students.mohave.edu

Your key

Type of key
Time based

Add

7. Do not select the back button, toggle to your open apps and go to the MCC login page on your browser. Copy the "Secret Key".

Mohave Community College x My Sign-Ins | Register | Micro x +

signins.microsoft.com

MCC Mohave Community College
IMPROVING SKILLS. IMPROVING COMMUNITIES.

Keep your account secure

Authenticator app

Copy and paste this information into your app

Account name: Mohave Community
College:TZzzyzx6289@students.mohave.edu

Secret key: 6bml5jxpvk7f6.../l

Back Next

8. Do not select the back button, toggle to your open apps and go to the Google Authenticator app. Paste the Secret Key in the "Your Key" tile, then select "Add".

← Enter account details

Account name
Mohave Community College:TZzzyzzx6289@students.mohave.edu

Your key
6bml5jxpvk7f6fvl

Type of key
Time based

Add

9. The authenticator will then provide a 6-digit code, remember this code, this code will change every 30 seconds, so quickly toggle to the MCC login page on your browser and select "Next", then type in the code and select "Next" again, then "Done".

Keep your account secure

Authenticator app

Copy and paste this information into your app

Account name: Mohave Community
College:TZzzyzzx6289@students.mohave.edu

Secret key: 6bml5jxpvk7f6fvl

Back Next

Mohave Community College:TZzzyzx6289@students.m...
581 784

Keep your account secure

Authenticator app



Enter code

Enter the 6-digit code shown in the Authenticator app.

Back

Next





Keep your

Authenticator app was successfully registered

Sat, 03 Feb 2024 01:59:00 GMT

Success!

Great job! You have successfully set up your security info. Choose "Done" to continue signing in.

Default sign-in method:



Authenticator app

